

5m Lamp Post Lighting Column 200W LED Flood Light Kit c/w Fuse Cut-out and M8 Key (5m Above Ground)

£412.10



PRODUCT INFORMATION

LED Type Lumileds LUXEON® 3030 LEDs

TECHNICAL SPECIFICATIONS

Power Consumption 200W
Input Voltage 90-305V AC
Power Factor >0.95
L70 Rated Lifetime +50,000hrs
Ingress Protection IP66

LUMEN PERFORMANCE

Luminous Efficiency 125lm/W
Beam Angle 60° x 60°
CRI (Colour Rendering Index) >80Ra
Lumen Output 25,000lm

AVAILABLE OPTIONS

Colour Temperature Natural White 4000-4500K

Save time and order our complete LED Flood Light kit which includes the following components:

5m Steel Galvanised Lamp Post:

[Root MountedOption](#)

[Flange Plated Option](#)

[200W LED Flood](#)

Fuse Cutout:

[Single Option](#)

[Twin Option](#)

[M8 Column Door Key](#)

The single option is for 1 light per column which is supplied with the [single T-bar flood bracket](#).

The twin option is for 2 lights per column which is supplied with a [twin T-bar flood bracket](#).

The root mounted column is 5m above ground with a 0.8m ground root - 5.8m total length.

The flange plated column is 5m above ground with a 280mm x 280mm Base Plate - 5m total length.

If unsure about the specification of an item in this kit, please see individual links to each item clicking the links above.

PLEASE NOTE.

We are unable to modify these kits in any way; they are heavily discounted to be sold as a complete kit.

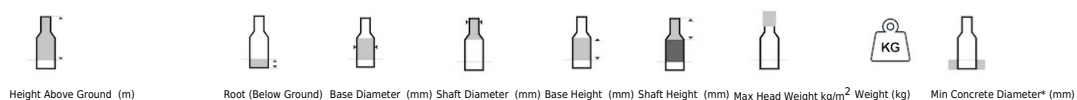
We do not warrant that the goods will be fit for any specific purpose.

Please check that the specification is suitable for the proposed application.

If you need to light a certain area to a certain lux level, please ask us about our free lighting design service.










[DOWNLOAD TYPICAL LAMP POST / LIGHTING COLUMN INSTALLATION - CONCRETE ROOT MOUNTED POST*](#)

NOTE* - The above is only a typical detail & is subject to ground conditions & head weight / windage load - we advise this is checked prior to installation



LST-3MCOL 3m	800mm	Ø140mm	Ø 76mm	1250mm	1690mm	40kg / 0.4	27kg	950mm
LST-4MCOL 4m	800mm	Ø 140mm	Ø 76mm	1250mm	2690mm	40kg / 0.4	32kg	950mm
LST-5MCOL 5m	800mm	Ø 140mm	Ø 76mm	1250mm	3675mm	40kg / 0.4	37kg	525mm
LST-6MCOL 6m	1000mm	Ø 140mm	Ø 76mm	1250mm	4660mm	40kg / 0.4	47kg	269mm
LST-8MCOL 8m	1200mm	Ø 168mm	Ø 89mm	1250mm	6630mm	30kg / 0.3	80kg	262mm
LST-10MCOL 10m	1500mm	Ø 168mm	Ø 114mm	1250mm	8600mm	30kg / 0.28	120kg	239mm
LST-12MCOL 12m	1700mm	Ø 194mm	Ø 114mm	1250mm	9840mm	40kg / 0.33	190kg	262mm

**Root concrete diameter based on poor soil or better, minimum 230kN/m² per m*

								
Height Above Ground (m)	Flange Plate Size (mm)	Base Diameter (mm)	Shaft Diameter (mm)	Base Height (mm)	Shaft Height (mm)	Max Head Weight kg/m ²	Weight (kg)	Concrete Dimensions* (mm)
LST-3MCOLFP 3m	280mm x 280mm	Ø140mm	Ø76mm	1250mm	1690mm	40kg / 0.4	30kg	700 x 700 x 800
LST-4MCOLFP 4m	280mm x 280mm	Ø140mm	Ø76mm	1250mm	2690mm	40kg / 0.4	32kg	700 x 700 x 800
LST-5MCOLFP 5m	280mm x 280mm	Ø140mm	Ø76mm	1250mm	3675mm	40kg / 0.4	39kg	750 x 750 x 800
LST-6MCOLFP 6m	280mm x 280mm	Ø140mm	Ø76mm	1250mm	4660mm	40kg / 0.4	47kg	750 x 750 x 800
LST-8MCOLFP 8m	320mm x 320mm	Ø168mm	Ø89mm	1250mm	6630mm	30kg / 0.3	89kg	850 x 850 x 900

**Concrete dimensions based on a minimum ground bearing pressure of 150kN/m² per m (Width x Width x Height)*